

The Demographics of Public University Trustees in North Carolina

A Presentation to the Governor's Commission on the
Governance of Public Universities in North Carolina



Noon - 12:15 PM - December 14, 2022

Note: Data in this presentation are provisional and subject to change.



Content of Presentation

- General Overview
- Demographic Characteristics of Board Members
 - Gender
 - Race
 - Political Affiliation
- Comparing Board Demographics to Student and State Demographics
- Key Takeaways

Overview of UNC System Trustees

- There are **17 institutions** in the UNC system under **1 governing board**.
- There are **25 members** of the Board of Governors. **24** are appointed by the NC General Assembly, and **1** is an ex-officio student member.
- NC public universities have **13 institutional trustees** on their boards: **8** elected by the Board of Governors, **4** by the NC General Assembly (2 of whom are appointed by the Senate, 2 by the House), and **1** President of the Student Government Association, ex-officio.
- A 2016 law **transferred the power** to appoint 4 institutional trustees per university **from the Governor to the NC General Assembly**.




Board Demographics: Sex/Gender


INSTITUTIONAL TRUSTEES




BOARD OF GOVERNORS



FEMALE
MAJORITY



MALE
MAJORITY



Two out of three of the institutional trustees (**67%**) and three out of four of the BOG (**76%**) are **men**.

Only **UNC-Greensboro** has a **majority female** board. The 15 remaining boards are majority male.

All but one of the trustees at **N.C. State** are men.

Board Demographics: Race

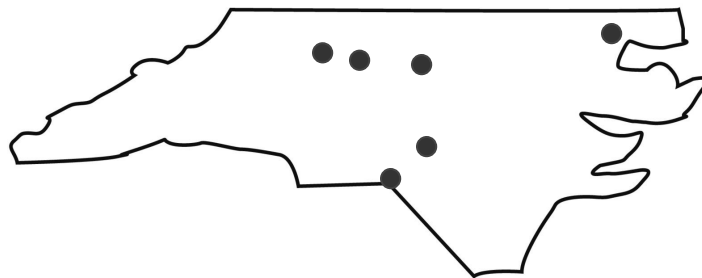
BOARD OF GOVERNORS




INSTITUTIONAL TRUSTEES



Three out of four (**76%**) of the BOG, compared to three out of five (**61%**) of institutional trustees are **White**.



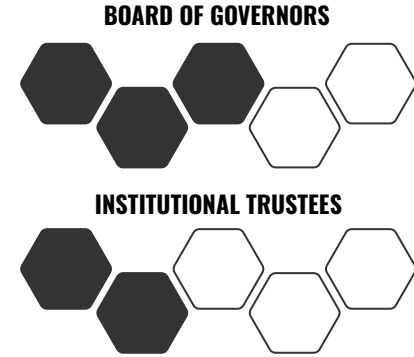


Six UNC System boards have **non-white majorities**. All of the six (ECSU, FSU, NC A&T, NCCU, UNCP, WSSU) are minority serving institutions.



TRUSTEES

There are only **two Hispanic** trustees in the UNC System.

Board Demographics: Political Affiliation



The BOG appointed more Democrats (48, **38%** of those appointed) than Republicans (39, **30%**) as institutional trustees.

There is **one** Democrat on the BOG, appointed by the NC Senate. The House and Senate appointed an even number of Republicans to the BOG (**8** each).

The majority (16, **64%**) of BOG members are registered Republicans, compared to 79 (**37%**) institutional trustees.



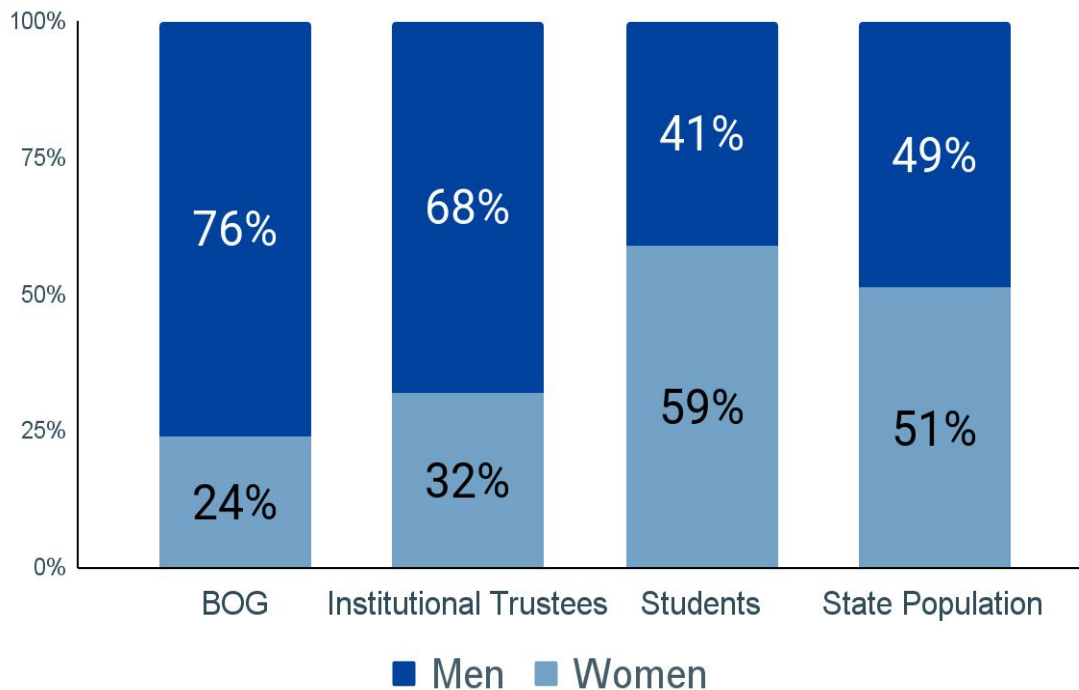
Representation

“The Commission is charged with...recommending...how to ensure that the composition of the Board of Governors and each Board of Trustees reflects the regional, ethnic, racial, gender...political, and economic diversity of the state”

- Executive Order No. 272

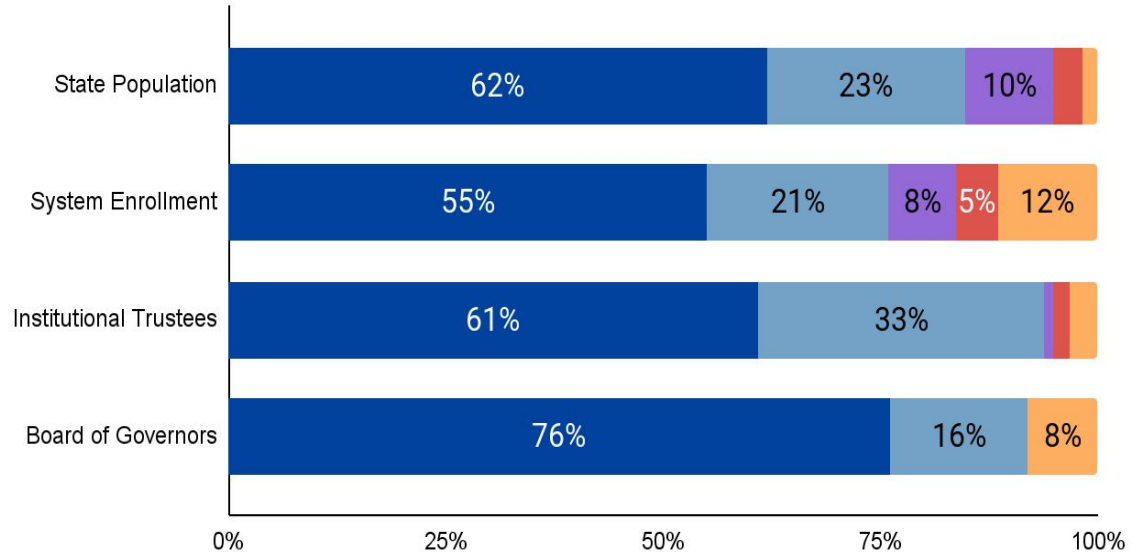
Representation: Sex/Gender

- **Women** are a slight majority (**51%**) of a very evenly split general population. Nearly 3 in 5 (**59%**) students are **women**.
- Fewer than 1 in 3 (**32%**) institutional trustees and 1 in 4 (**24%**) BOG members are **women**.



Representation: Race/Ethnicity

- While **White** students are a majority (**55%**), **Black** students and **Hispanic** students make up nearly **30%** of UNC System enrollment.
- The proportion of **White, Black,** and **Hispanic** UNC System students is lower than that of the general population.
- The **Other** category, which includes the Lumbee tribe, is largest among students.



Note: Bar labels shown only if percentage over 5%.

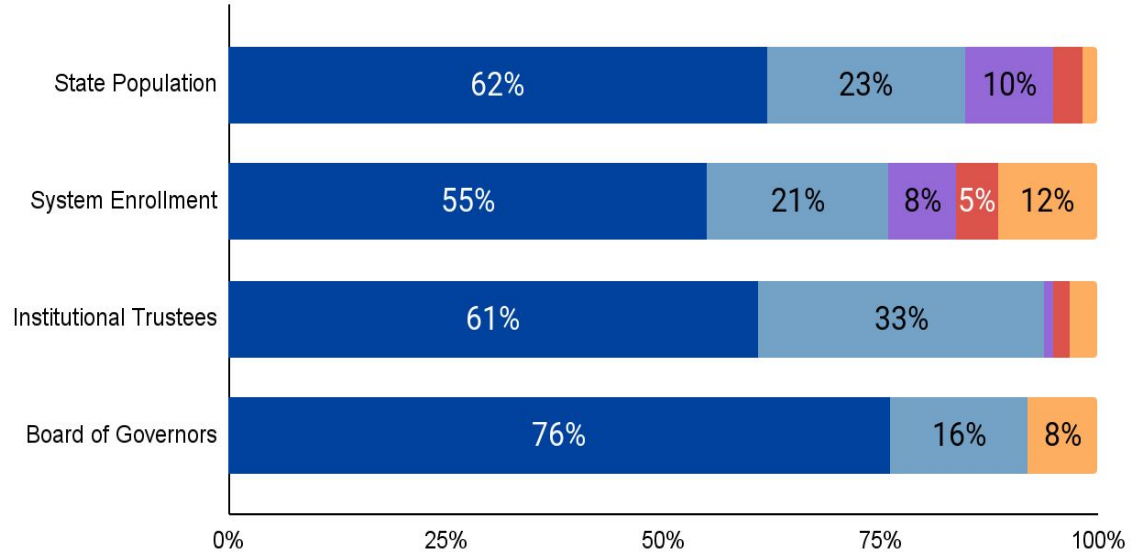
■ White ■ Black ■ Hispanic ■ Asian ■ Other



THE COLLEGE CRISIS INITIATIVE
@ DAVIDSON COLLEGE

Representation: Race/Ethnicity

- **Asian** and **Hispanic** individuals jointly make up **13%** of the state population and enrollment.
- **Fewer than 3%** of institutional trustees identify as **Asian** or **Hispanic**.
- There are **zero Asian** or **Hispanic** members of the BOG (according to voter registration).



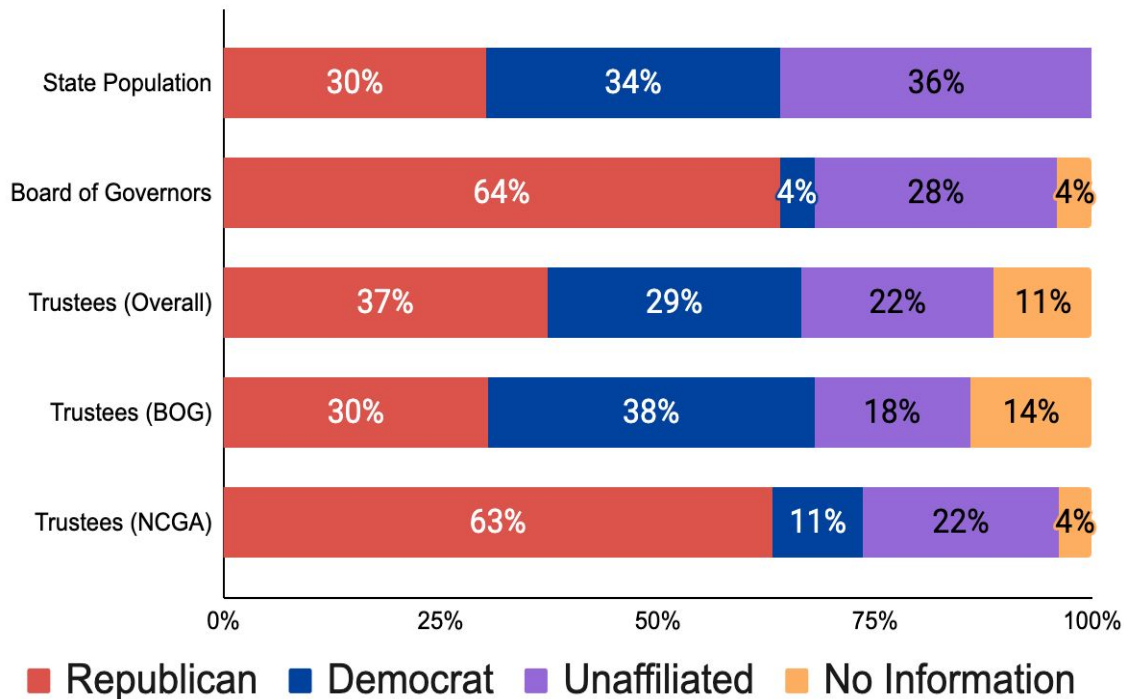
Note: Bar labels shown only if percentage over 5%.

■ White ■ Black ■ Hispanic ■ Asian ■ Other



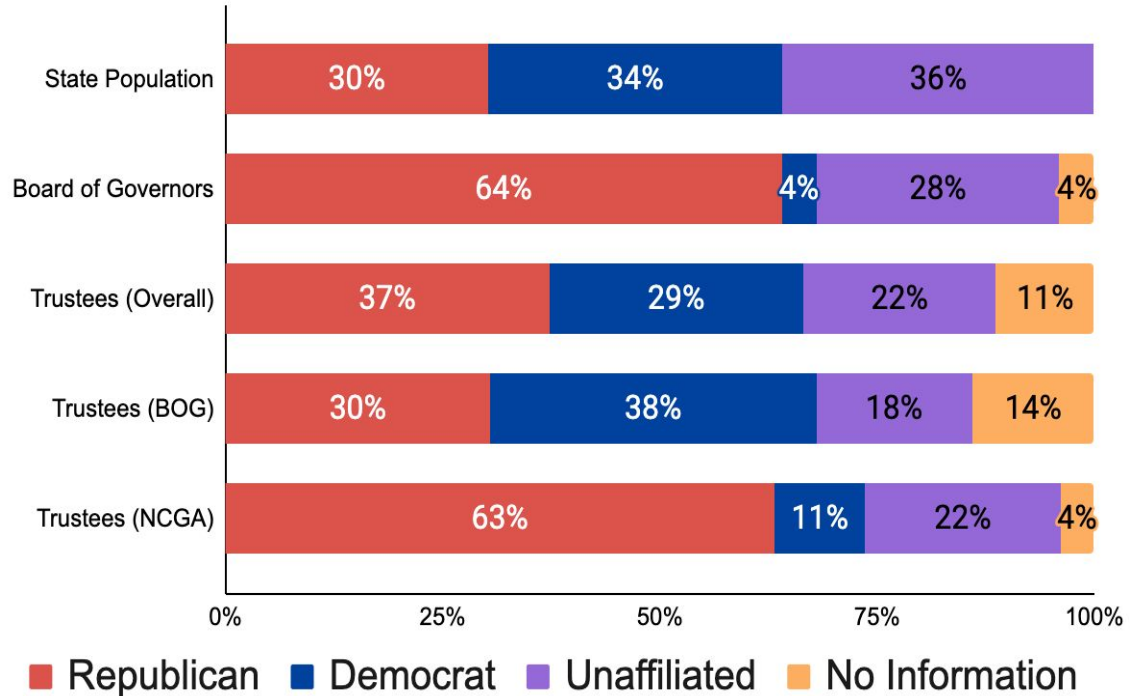
Representation: Politics

- The state population is fairly evenly split among **Republicans (30%)**, **Democrats (34%)**, and **Unaffiliated (36%)** voters.
- Nearly **3 out of every 5 legislative appointees** (BOG - 64%, NCGA-appointed trustees - 63%) are **Republicans**.
- **Democrats** are far under represented in the BOG (**4% vs. 34%**) and NCGA appointed trustees (**11% vs. 34%**).



Representation: Politics

- The BOG appoints trustees in a manner that mirrors overall state partisan affiliation.
- Exactly 3 in 10 (**30%**) of BOG trustee appointees are **Republicans**, identical to **30%** of total voter registration.
- Under 4 in 10 (**38%**) of BOG trustee appointees are **Democrats**, also mirroring total voter registration (**34%**).



Key Takeaways

- **Women are underrepresented** on UNC System boards of trustees relative to the general population and student enrollment. **Women make up over half of student enrollment** and the general population, **but only one quarter of the BOG** and only **one third of system trustees**.
- **People of color are underrepresented.** For the most part, fewer people of color serve as BOG members or institutional trustees than we would expect given UNC System enrollment demographics and the demographics of the state of North Carolina. **This is especially true for the state's nearly 1,000,000 Hispanic people, who are represented by only 2 trustees.**



Key Takeaways

- **Republicans are overrepresented** on the BOG and among institutional trustees. Members of the GOP make up 2 out of every 3 BOG members, despite the fact that only 1 in 3 registered North Carolina voters are Republicans.
- The **institutional trustees appointed by the Speaker and President Pro Tempore are twice as likely to be Republican** than a voter drawn at random from the general population.
- Despite the fact that two-thirds of the BOG are Republicans, the **partisan distribution of trustees appointed by the BOG is very similar to the partisan distribution of North Carolina voters.**





@C2Initiative

@ChrisMarsicano

@Rylie_Martin_

15



Questions & Comments Welcome



THE COLLEGE CRISIS INITIATIVE
@DAVIDSON COLLEGE

<https://collegecrisis.org/>

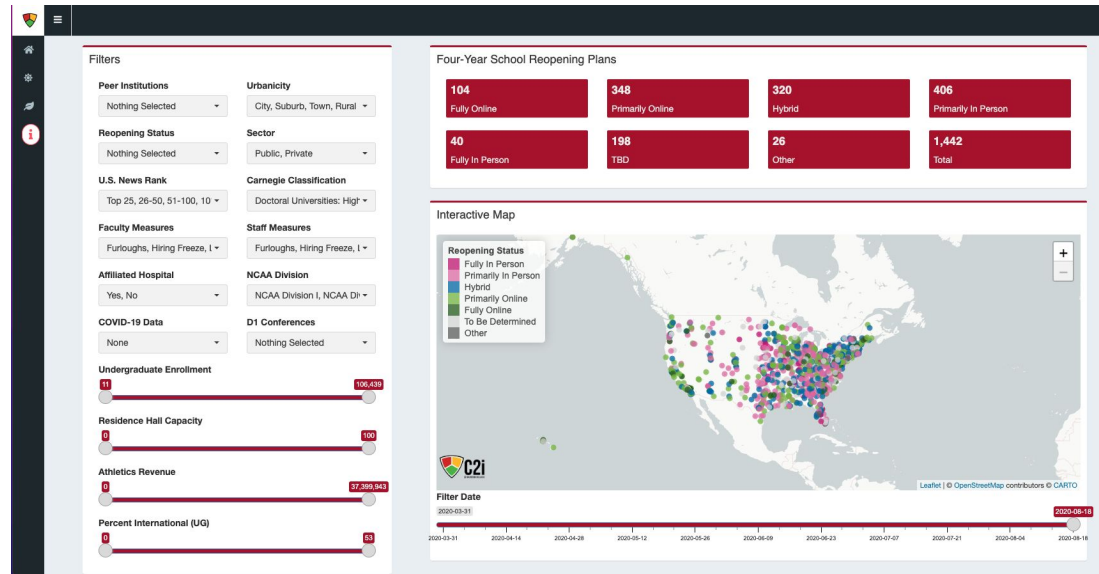
c2i@davidson.edu

Collection Methodology

- C2i collected demographic information from the NC Board of Governors website, institutional web pages, and news announcements.
- Race and gender were determined using bios and photos (C2i used the Census categories for race and gender).
- Political affiliation information came from the NC Voter Search database.
- C2i validated the race and gender of the board member using the demographic information provided in the NC Voter Search database.
- Selection method and appointment year were checked against internal NC Board of Governors documents.

About C2i

- C2i is a student-oriented research lab at Davidson College dedicated to understanding how colleges and universities respond and innovate during crisis.
- C2i currently employs 29 undergraduate student employees who act as data collectors, policy analysts, and data scientists.
- 12 peer-reviewed publications using C2i data in the last year
- 5 data collections on COVID-19/public health, infrastructure, natural disasters, and equity & governance this semester



About Davidson College

“Davidson's primary purpose is to help students develop humane instincts and disciplined, creative minds for lives of leadership and service in an interconnected and rapidly changing world.”

- 1,973 undergraduate students
- 21 men's and women's NCAA D1 sports teams
- Top producer of Fulbright students for 7 years

